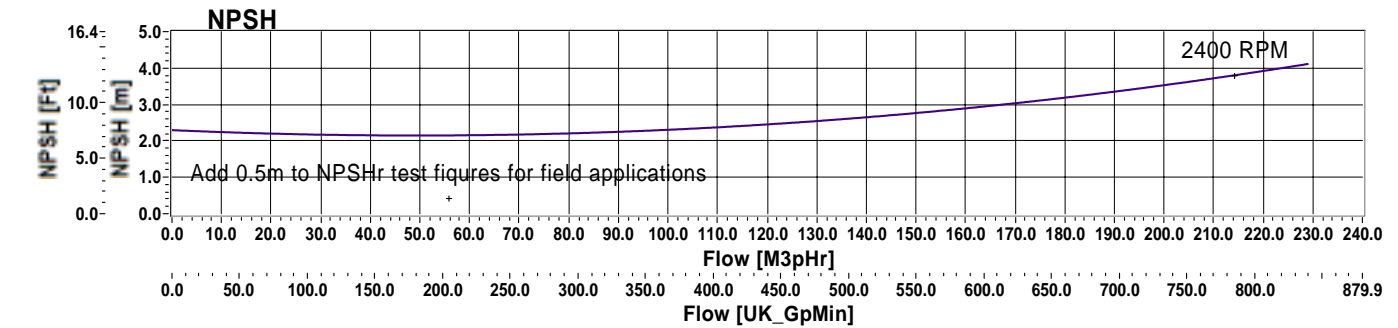
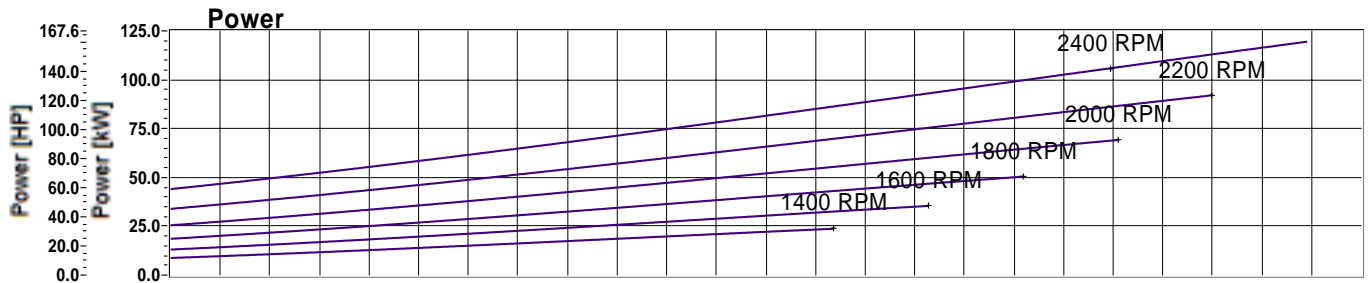
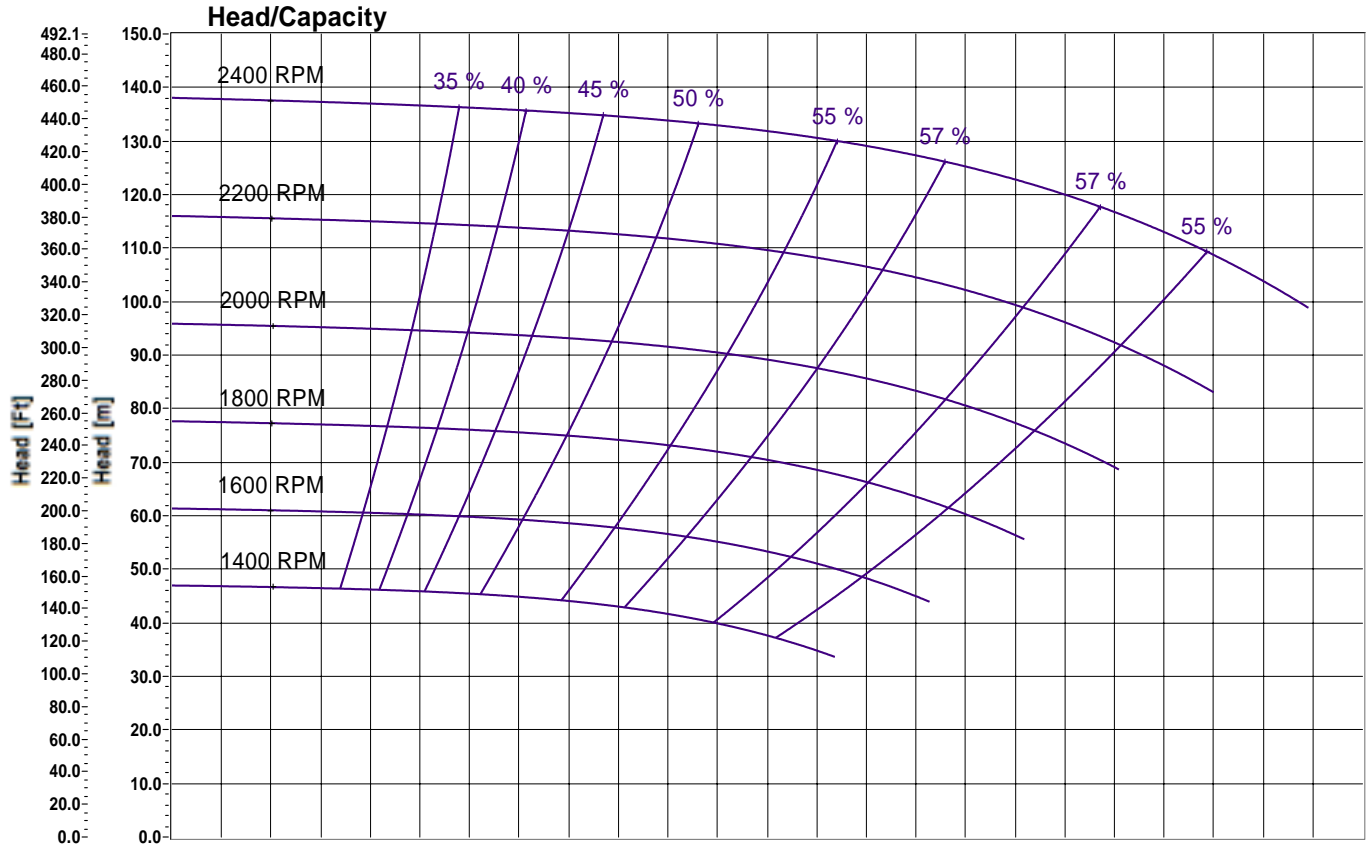




Pump Type	HL125M
Curve No	HL125M VAR3702400070405
Branch Sizes	150 x 125mm
Date	07.05.2005
Speed	VARIABLE



HL125M Technical Specification

Standard pump material specification

Bearing Details

Pump Casing / Separation Tank	Impeller	Wear Plates	Shaft	Engine Adaptor	NRY Body	Ball & Seat	Mechanical Seal	Pump End Bearing	Drive End Bearing	Priming Method
Cast Iron to BS1452 Grade 220	Cast Steel BS3100 A5 Hardness to 200 HB Brinell	High Chromium Cast Iron HC403:1977 Hardened to 480 HB Brinell	Nickel Chrome Steel to BS 970 Grade M40 EN24T	Cast Iron to BS1452 Grade 220	Cast Iron	High Nitrile Rubber	Silicon Carbide vs Silicon Carbide	Roller	Spherical Roller	Air compressor / Dri-Prime system

Notes: Alternative material specification available on request

Technical Details:

Suction:	150mm (6") Table 'D'	Maximum Operating Temperature	80 °C
Discharge:	100mm NP16	Maximum Working Pressure	14.3 Bar
Maximum Capacity	225 M3/hr	Maximum Suction Pressure	6 Bar
Maximum Head	138 Meters	Maximum Test Pressure	21.5 Bar
Maximum Solids handling:	35 mm	Maximum Operating Speed	2400 RPM
Impeller Type	Fully open	Normal Operating Speed	2000 RPM
Number of Blades	3	Minimum Operating Speed	1400 RPM
Maximum Impeller Diameter	370 mm	Standrd compressor absorbs	3 KW

Diesel Set - Performance :

		Total Delivery Head			
		Output M3/hr			
Perkins	1104C-44TA	82kw @ 2000RPM			
Total Suction	60	70	75	80	90
Head - Meters					
3.0	190	180	170	150	90
4.6	189	178	162	146	70
6.1	185	172	150	135	--
7.6	125	122	115	108	--

Impeller Dia: 370 mm
 Performance data provided in tables is based on water tests at sea level and 20 deg c ambient.

Running Period : 11 Hours Normal Operating speed
 Fuel tank capacity 250 Litres
 Approximate weight 1800 Kgs (DRY)
 2004 Kgs (WET)

Approximate Dimensions: Length 2575 mm
 Width 1275 mm
 Height 1815 mm

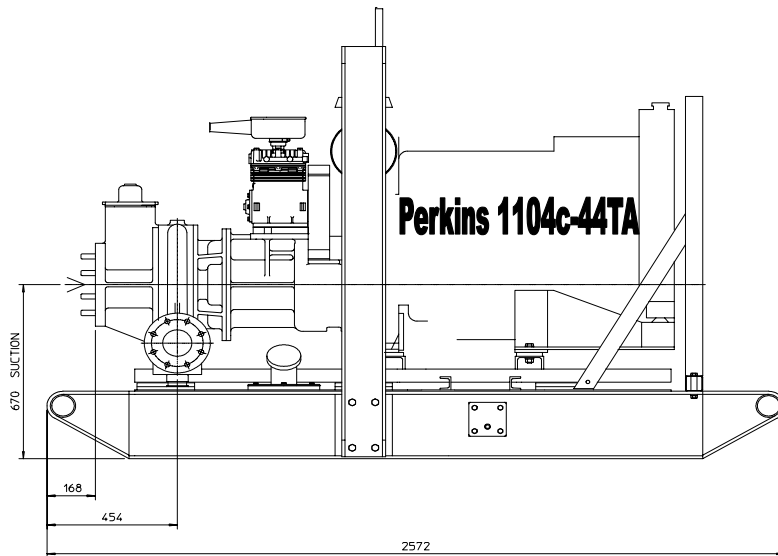
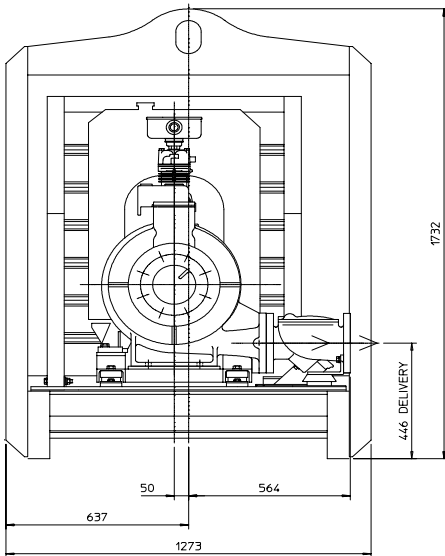
Diesel Set - Performance :

		Total Delivery Head			
		Output M3/hr			
Volvo	TD730VE	127kw @ 2400RPM			
Total Suction	91	104	116	122	128
Head - Meters					
3.0	221	212	187	164	133
4.6	220	210	180	158	122
6.1	219	209	176	154	115
7.6	164	150	100	66	22

Impeller Dia: 370 mm
 Performance data provided in tables is based on water tests at sea level and 20 deg c ambient.

Running Period : 9 Hours Normal Operating speed
 Fuel tank capacity 300 Litres
 Approximate weight 2150 Kgs (DRY)
 2395 Kgs (WET)

Approximate Dimensions: Length 3200 mm
 Width 1300 mm
 Height 1950 mm



Alternative options available e.g. Highway trailer, Site Trolley, Silenced set etc. Please Contact **Godwin Pumps Ltd** for details.

Reference Number	HL125M_A
Issue	2

Godwin Pumps Limited
 Quenington, Cirencester,
 Gloucestershire GL7 5BX, England
 Tel: 01285 750271 Fax: 01285 750352
 E-mail: sales@godwinpumps.co.uk
 Web Site www.godwinpumps.co.uk



Assessed to ISO 9001:2000
 Certificate No. 224

